



Adult Teaching Suggestions

We hope you find these Pre-Key Stage Standard suggestions useful. Please be aware that the suggestions and resources mentioned are potential ways to check understanding relating to the relevant strands. Other resources may be needed in addition to those suggested.

Strand A

The pupil can identify the big or small object from a selection of two. The following activities are designed to develop a pupil's ability to demonstrate an understanding of the concepts 'big' and 'small'.

Activity Suggestions

Activity 1

Sing a variety of songs with children which contain the language of 'big' and 'small'. Use the **Big and Small Songs and Rhymes Resource Pack**. Include sign support and/or gestures. See if children can identify the big or small object when presented with a selection of two. Use a variety of practical resources, such as balls, cars, playdough, construction, sensory materials and resources related to their interests.

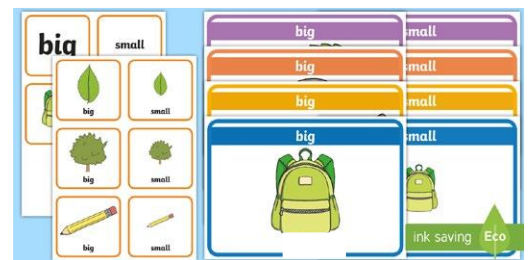


Activity 2

Go on a walk around the school grounds and collect various natural materials, such as stones, leaves and sticks. Once collected, see if pupils can identify the 'big' leaf or the 'small' leaf, the 'small' stone or the 'big' stone. Repeat this activity with the different natural materials found.

Go on a mini treasure hunt around the outside environment. Ask children to find objects on command, such as a 'big' pebble, a 'small' flower or a 'big' puddle.

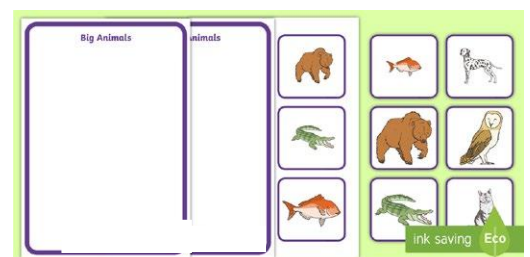
Use the **Big and Small Keyword Cards** and **Big and Small Visual Support Posters** to support and develop the key language for this strand.



Activity 3

Carry out a range of sorting activities with children to ensure they can make groups of 'big' and 'small' objects. Use the **Big and Small Animals Sorting Activity** to see if pupils can sort and arrange animals according to the given 'big' or 'small' criteria.

Use the **Big and Small Workstation Activity Pack** to encourage children to demonstrate their understanding of the concepts independently.





Explore and Discover More

Below are some links to more pre-key stage standard resources that will help and support you with the statutory framework. All the resources have been created by our team of specialists.

Adult Teaching Suggestions

big
small
long
tall

Can you find all the animals?

ink saving Eco

Adult Teaching Suggestions

Counting to Five

Five Little Ducks

Five Little Monkeys

ink saving Eco

Adult Teaching Suggestions

fat
thin
long
short

ink saving Eco

Adult Teaching Suggestions

Tracing the Shapes

ink saving Eco

Adult Teaching Suggestions

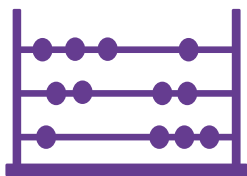
Counting to Ten

ink saving Eco

Adult Teaching Suggestions

Counting to Five


ink saving Eco



Maths



English Writing



English Reading

Big and Small Actions

(Say as a rhyme or make up your own tune.)

Make your hands big,
Stretch your fingers out wide.
Hold out your arms and reach to the side.
Curl your fingers to make a claw,
Frown your eyebrows and do a big roar.

Make your hands small,
Tuck your fingers right in.
Pull in your arms and be really thin.
Curl yourself down to make a ball,
Smile sweetly, whisper, "I'm really small."



Changing My Size

(Sing to the tune of 'If You're Happy and You Know It'.)

Can you stretch your body higher, reach up tall?

Can you stretch your body higher, reach up tall?

Can you stretch up really high? Can you reach up to the sky?

Can you stretch your body higher, reach up tall?

Can you make your body lower, lay down flat?

Can you make your body lower, lay down flat?

Can you lie down really low? Just how flat can you go?

Can you make your body lower, lay down flat?

Can you stretch your body longer, reach out wide?

Can you stretch your body longer, reach out wide?

Can you stretch out really wide? Can you reach out to the side?

Can you stretch your body longer, reach out wide?

Can you make your body narrow, arms in tight?

Can you make your body narrow, arms in tight?

Can you pull your arms in tight? Can you keep them out of sight?

Can you make your body narrow, arms in tight?

One Little Mouse Song

(Sing to the tune of 'five Little Ducks'.)

One little mouse was sleeping one day,
On a nest all made of hay.

Another mouse shouted, "That will do!"
He climbed in the nest and that made two.

Two little mice were sleeping one day,
On a nest all made of hay.

Another mouse had just finished his tea,
He climbed in the nest and that made three.

Three little mice were sleeping one day,
On a nest all made of hay.

Another mouse heard all of them snore.
He climbed in the nest and that made four.

Four little mice were sleeping one day,
On a nest all made of hay.

Another mouse took a running dive,
He climbed in the nest and that made five.



The Big Ships Sails on the Ally-Ally-O Song

The big ship sails on the ally-ally-o,
The ally-ally-o, the ally-ally-o.
Oh, the big ship sails on the ally-ally-o,
On the last day of September.

The captain said it will never, never do,
Never, never do, never, never do.
The captain said it will never, never do,
On the last day of September.





The big ship sank to the bottom of the sea,
The bottom of the sea, the bottom of the sea.
The big ship sank to the bottom of the sea,
On the last day of September.





We all dip our heads in the deep, blue sea,
The deep, blue sea, the deep, blue sea.
We all dip our heads in the deep, blue sea,
On the last day of September.

Big Animals




Small Animals






big



small




big




small



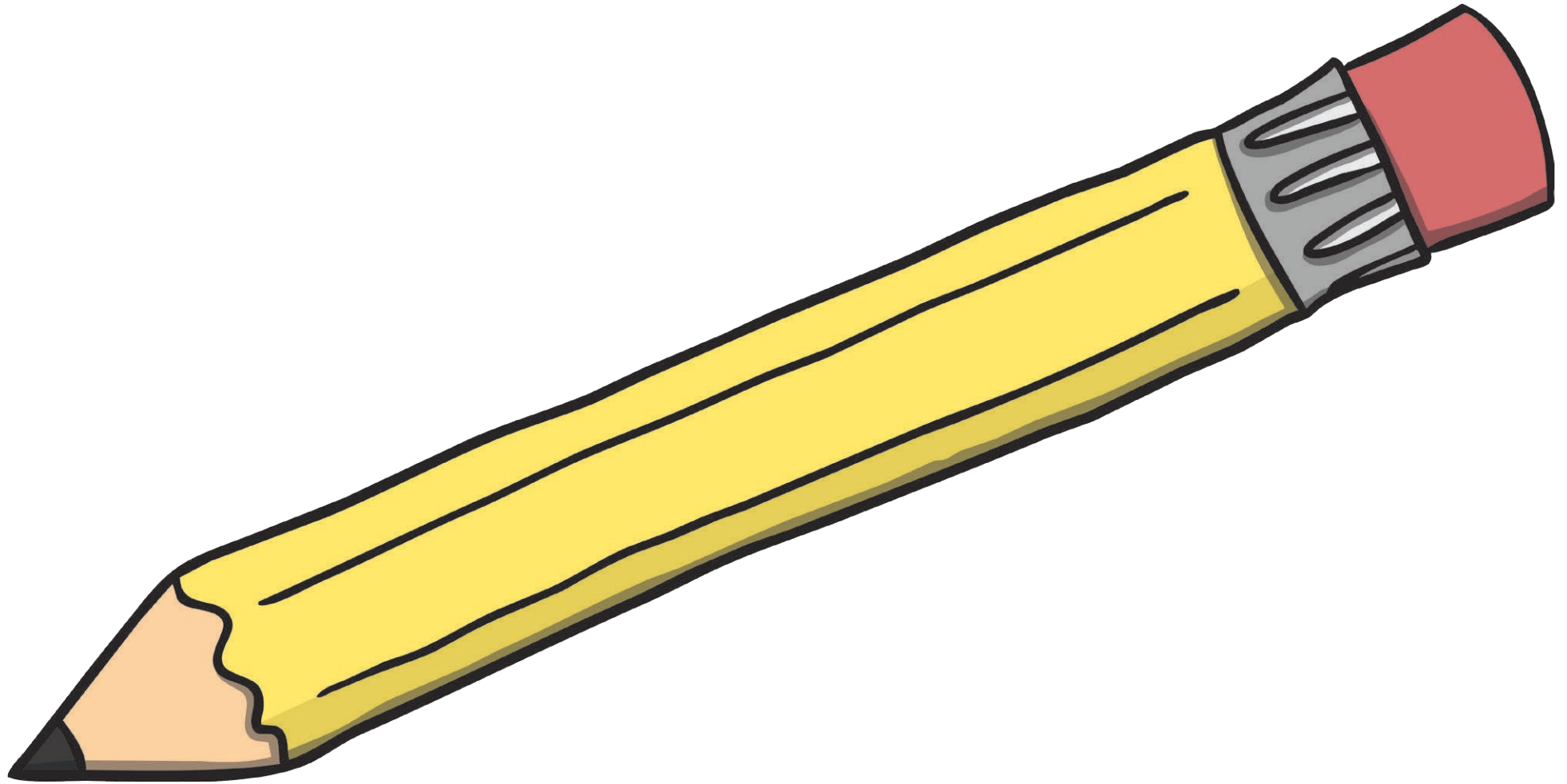
big



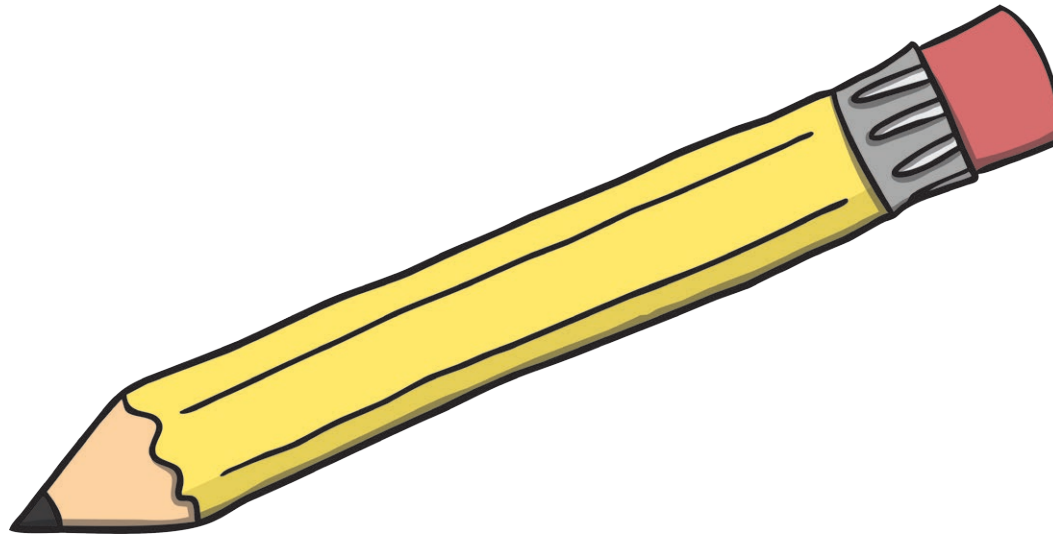
small



big



small



big




small




Size Sorting

Instructions: Cut out the items to sort, laminate and add Velcro for multiple use. The base boards can also be laminated with Velcro added. The student has to sort the pictures into big and small. Objects could also be used.

big







small







Size Sorting Completed Activities





Activity One

big 	small 
	





Activity Two

big 	small 
	






Activity Three

big 	small 
	





Activity Four

big 	small 
	





Size Sorting Activity One Cut Outs







Size Sorting Activity Two Cut Outs




Size Sorting Activity Three Cut Outs




Size Sorting Activity Four Cut Outs







big



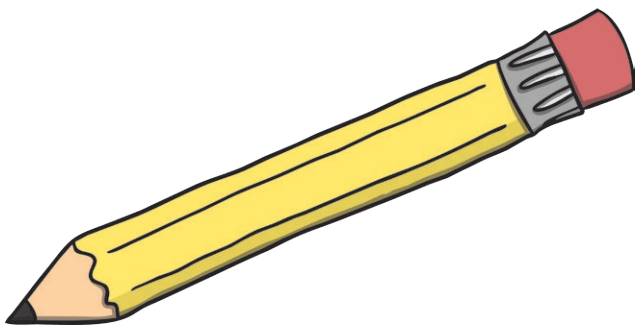
small



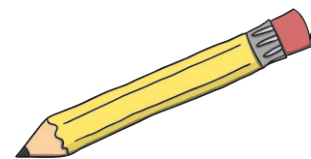
big



small



big



small

big

small



big



small